



(M)-9434189238

PATRASAYERMAHAVIDYALAYA

Estd.-2005

NAAC Accredited (Grade-B, 1st Cycle), 2023

P.O.-PATRASAYER * P.S.-PATRASAYER * DIST-BANKURA * 722206

Govt. Reg. No.-719-Edn (CS) dt.24.10.05

Affiliated to Bankura University dt. 01.01.2017(G.O.No.1098 -Edn(U)/1U(BAN)-06116 dt.26.12.2016)

Website:-www.patrasayermahavidyalaya.in Email:-patrasayermahavidyalaya@gmail.com

Memo No-PM/ST/ Notice/94/23

Date-28.08.2023

জরুরী বিজ্ঞপ্তি

পশ্চিমবঙ্গ সরকারের উচ্চশিক্ষা দপ্তর ও বাঁকুড়া বিশ্ববিদ্যালয়ের নির্দেশানুসারে ২০২১-২২, ২০২২-২৩ এবং ২০২৩-২৪ শিক্ষাবর্ষের সকল ছাত্র-ছাত্রীকে জানানো যাচ্ছে যে, বাঁকুড়া বিশ্ববিদ্যালয়ের Examination Portal (<https://bkureresults01.com>)-এ গিয়ে Log in করে প্রত্যেককে "ABC ID" তৈরী করা বাধ্যতামূলক আগামী ১৫.০৯.২০২৩ তারিখের মধ্যে।

"ABC ID" তৈরী করার পদ্ধতি নিম্নরূপ-

S. K. Ghosh
Principal 28/8/23
Patrasayer Mahavidyalaya
Patrasayer :: Bankura



BANKURA UNIVERSITY

(West Bengal Act XIX of 2013- Bankura University Act, 2013)

Main Campus, Bankura Block-II, P.O.: Purandarapur, Dist.: Bankura, Pin- 722155, West Bengal

Office of the Secretary

Faculty Council for Undergraduate Studies

Ref. No: BKU/FCUG/284/2023

Dated: 25.08.2023

Notice to Create Academic Bank of Credit (ABC) ID

In view of the notice issued by UGC (vide D.O.No.F.1.-50/2021(ABC/NAD), dated 21st February,2023) and the Department of Higher Education, Government of West Bengal (videNo.266(31)-Edn (U)- EH/1U-45/2020(Pt.), dated 17.03.2023), creation of “ABC ID” for all students of Undergraduate Programmes admitted in the A.Y 2021-2022, 2022-23 and 2023-24 of this University are hereby instructed to create ABC ID mandatorily, using their Login ID and Password in the Examination Portal of Bankura University and thereafter submit the required information concerning ABC ID in the data sheet available therein within 15th September 2023.

Students are hereby advised to follow the steps to create ABC ID as mentioned below:

Step 1- Login to the individual students account in university examination portal using your Login ID and Password

Step 2- Click on the icon (Click Here to create ABC ID) and thereafter click on <https://abc.gov.in>

Step 3 – Click on ‘My Account ‘ →Select students →Submit essential information and generate ABC ID.

Step 4 – Click on <https://digilocker.gov.in> →click on ‘Sign Up’ & submit essential information.

Step 5- Click on icon (Provide ABC ID related data) and submit required information

To know more about the ABC scheme students may visit the following links as developed by the UGC NAD-ABC bureau:

1. Introduction to Academic Bank of Credits:
(<https://www.youtube.com/watch?v=9AQYf9wSHXg>)
2. Academic Bank of Credits: What is ABC-Video-1:
(<https://www.youtube.com/watch?v=tDSNKZWXs7E>)
3. Academic Bank of Credits: What is ABC-Video-2:
(https://www.youtube.com/watch?v=X_JXB1U09ZY)
4. Academic Bank of Credits: What is ABC-Video-3:
(<https://www.youtube.com/watch?v=bvR8vgEalz8>)

Sd/-

Dr. Arindam Chakraborty
Secretary

Faculty Council for Undergraduate Studies

Copy forwarded for necessary information to:

1. Registrar, Bankura University
2. Dean (Officiating), Faculty Council for P.G Studies in Arts & Science.
3. All Principals / TICs / OiCs, Affiliated Colleges of the Bankura University, with request to intimate the students to create ABC ID and submit the data required.
4. Co-ordinator, Centre for Studies in Santali Culture and Language, Bankura University, with request to intimate the students to create ABC ID and submit the data required.
5. Co-ordinator, BCA, Bankura University, with request to intimate the students to create ABC ID and submit the data required.
6. All Officers, Bankura University.
7. System Administrator, Bankura University with request to upload in website.
8. Convenor, ABC Portal and NAD, Bankura University.
9. Secretary, Hon'ble Vice Chancellor, Bankura University.
10. Ms. Ranu Mookerjee, Manager Support, DIC, Team DigiLocker - NAD/ABC.

Sd/-

Dr. Arindam Chakraborty

Secretary

Faculty Council for Undergraduate Studies

Enclosure:

1. Screen shot of student login in university portal
2. Steps for creation of ABC ID
3. ABC ID submission sheet
4. Steps to register on Academic Bank of Credits(ABC)
5. Steps to fetch educational awards through Digilocker.

Bankura University Automatic x ABC | Academic Bank of Credit x Inbox (159) - secygbkru@gm x BankuraUniversity | BKU | Wel x click hear - Google Search x

bkureults01.com/oas/

Required NAAC dat... BankuraUniversity |...

EDIT PERSONAL DETAILS

Form Fillup is successful. Click here to download your Payment slip.

ADMIT CARD DOWNLOAD

MARKSHEET

DigiLocker

TO CREATE ABC ID CLICK HERE.
(ABC ID তৈরীর জন্য এখানে ক্লিক করো)

PROVIDE ABC ID RELATED DATAS (ABC ID সম্পর্কিত তথ্যগুলি প্রদান করো)

Image - 1

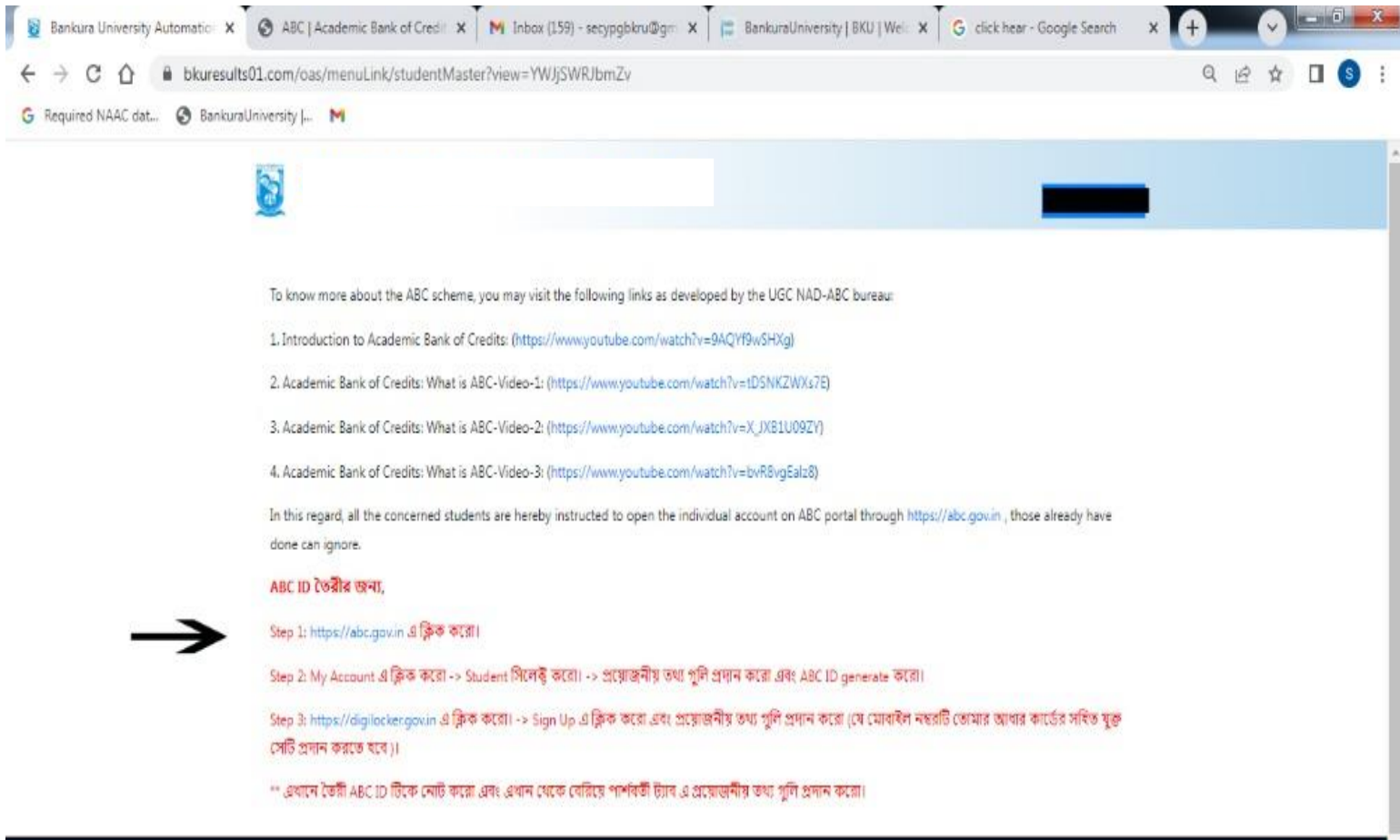


Image – 2

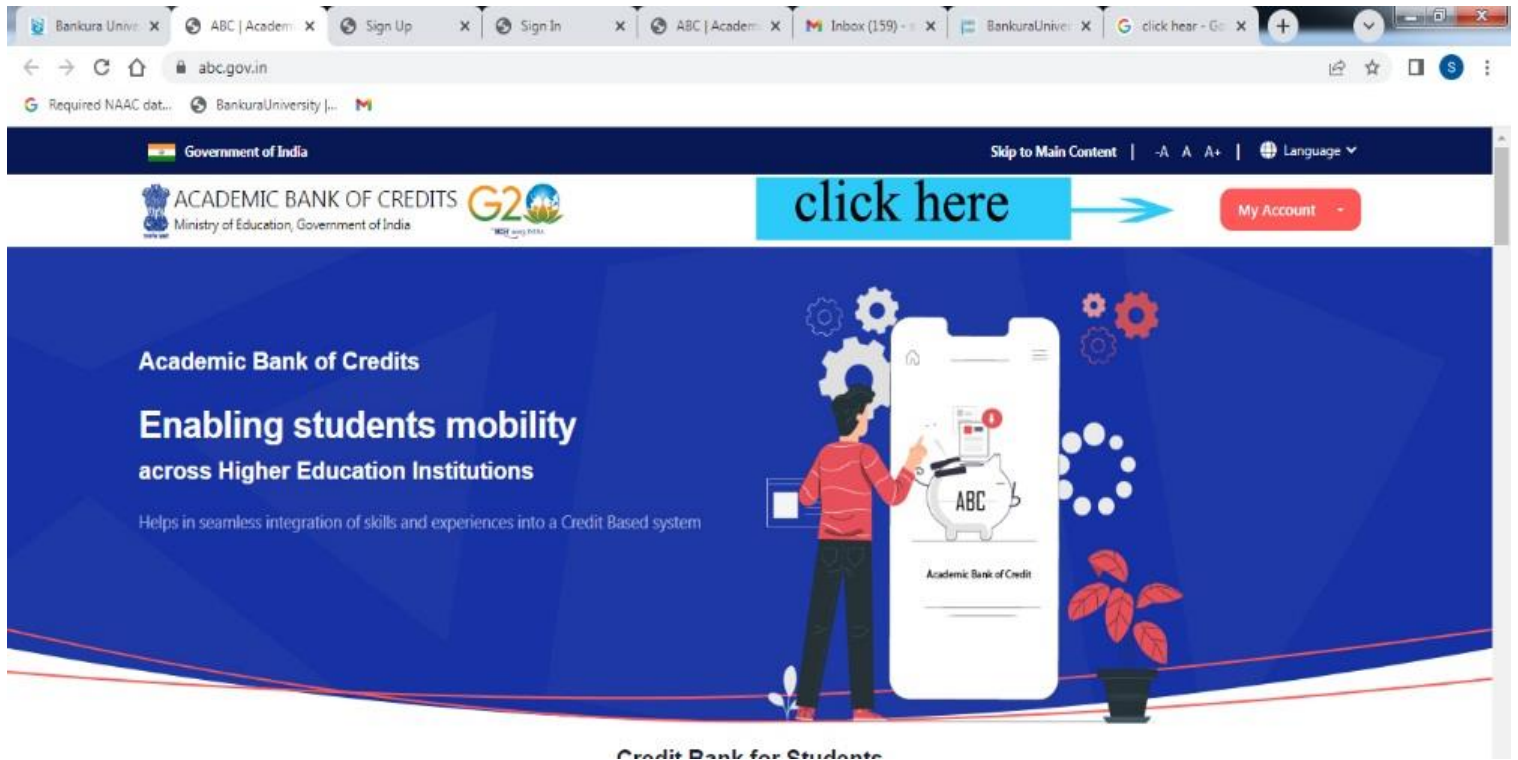


Image – 3

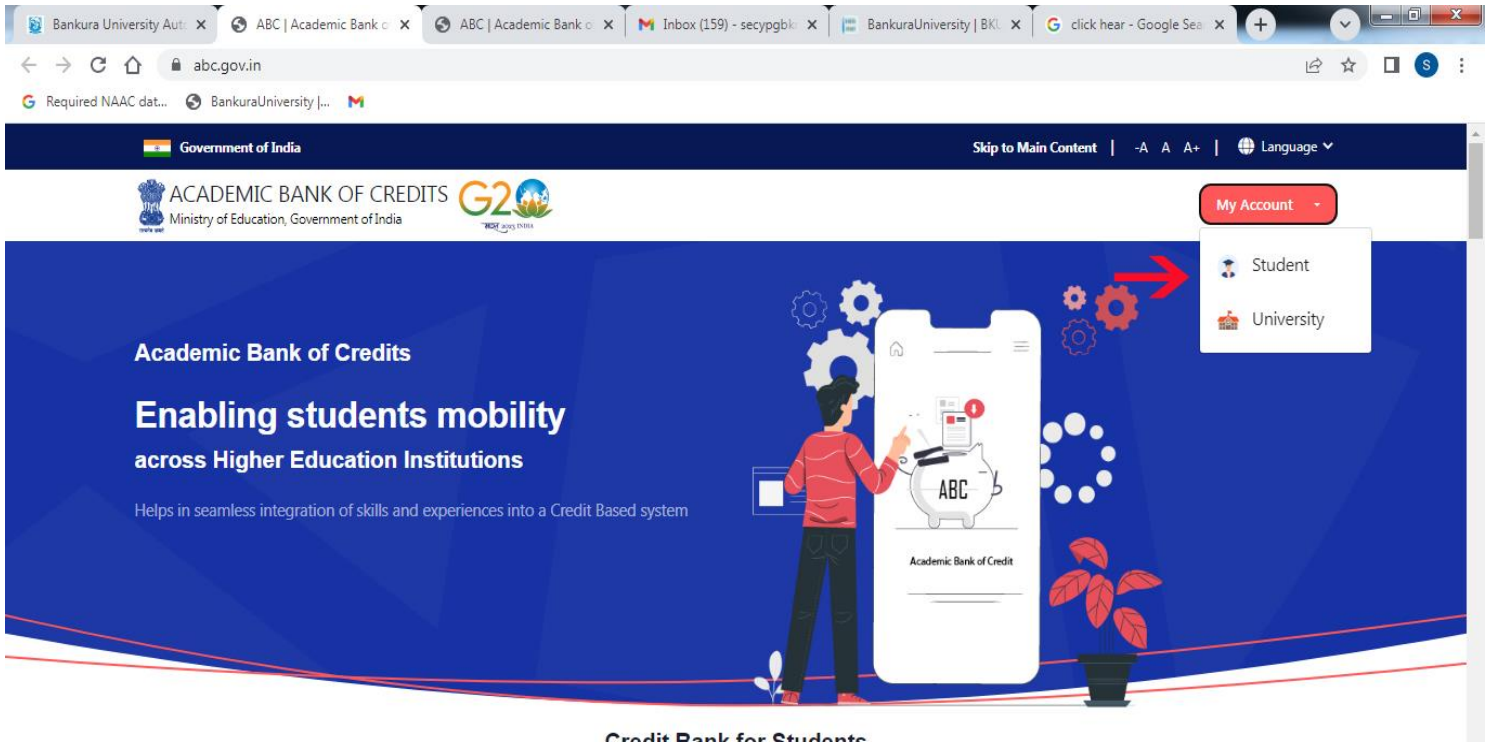


Image - 4

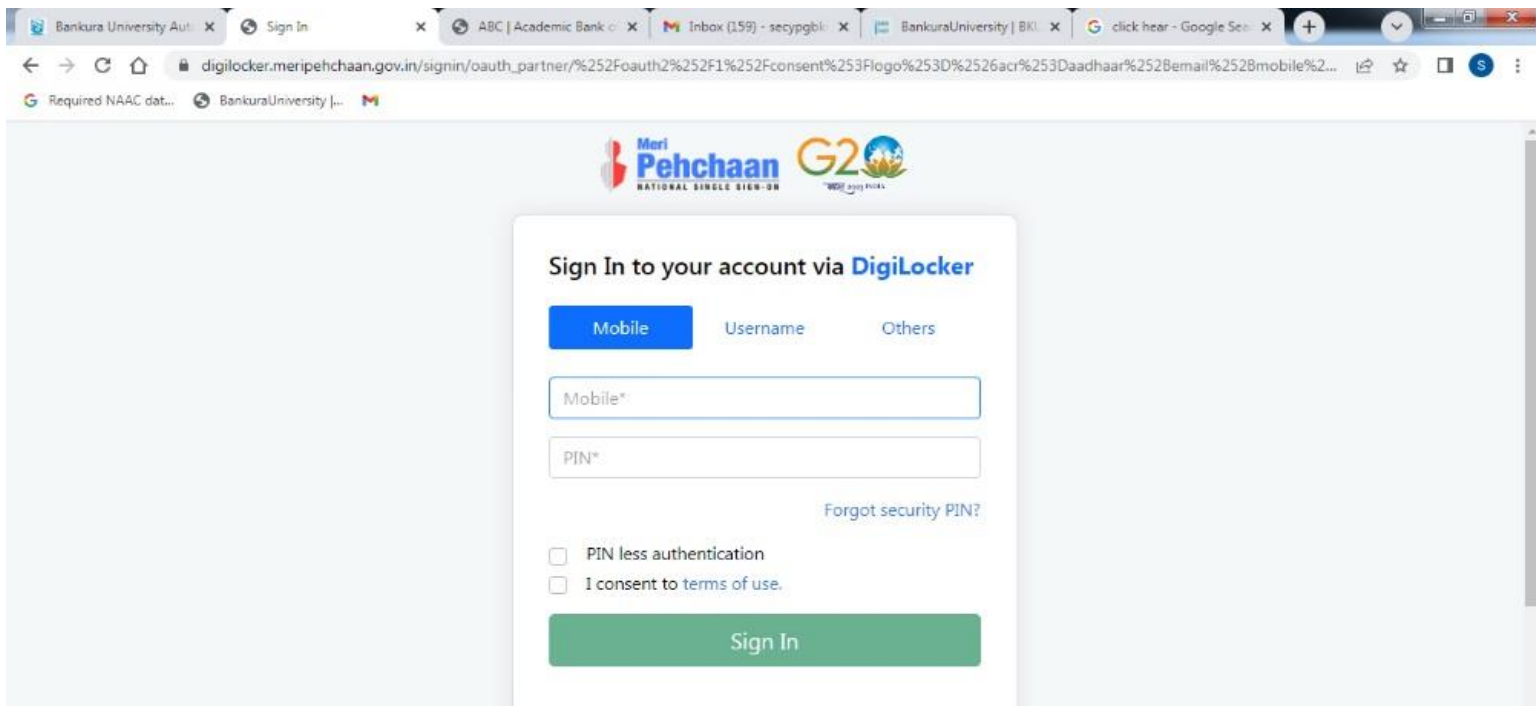


Image - 5

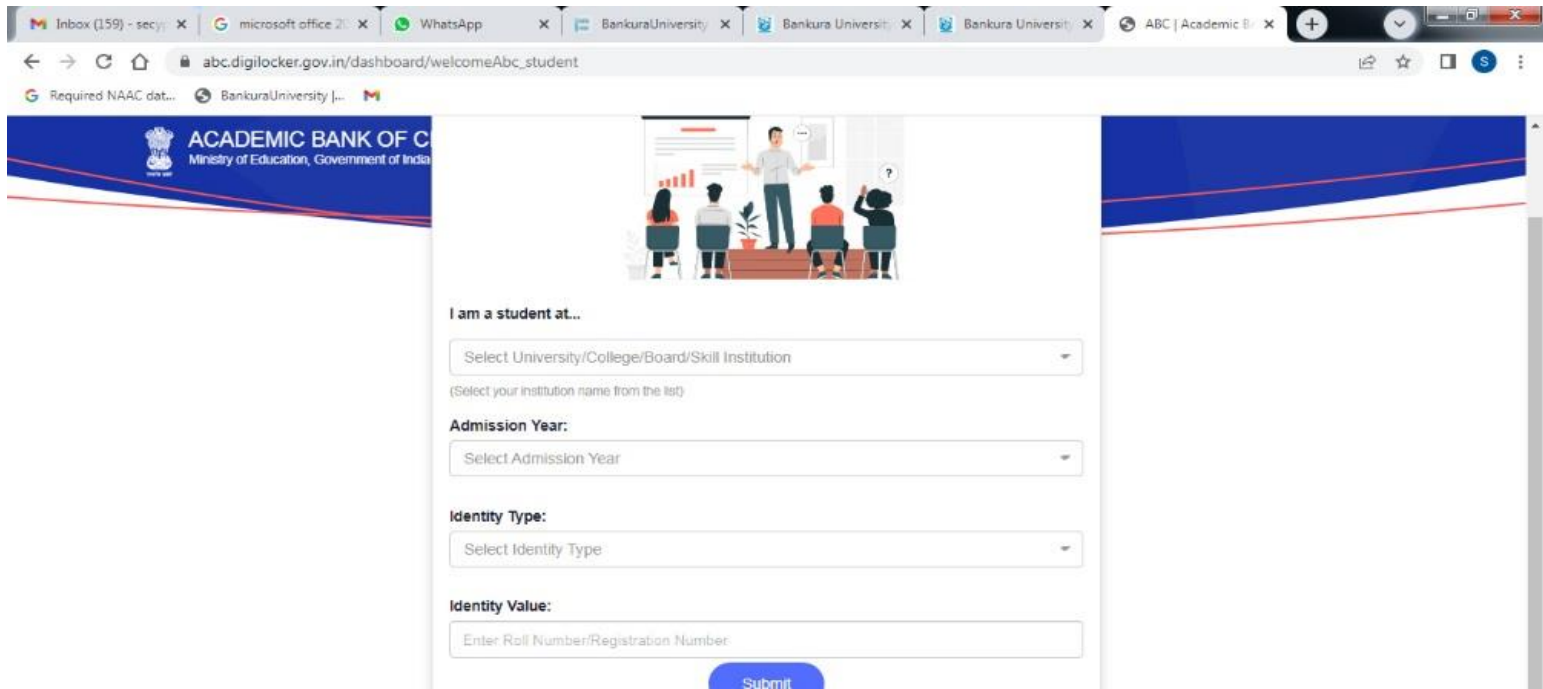


Image - 6

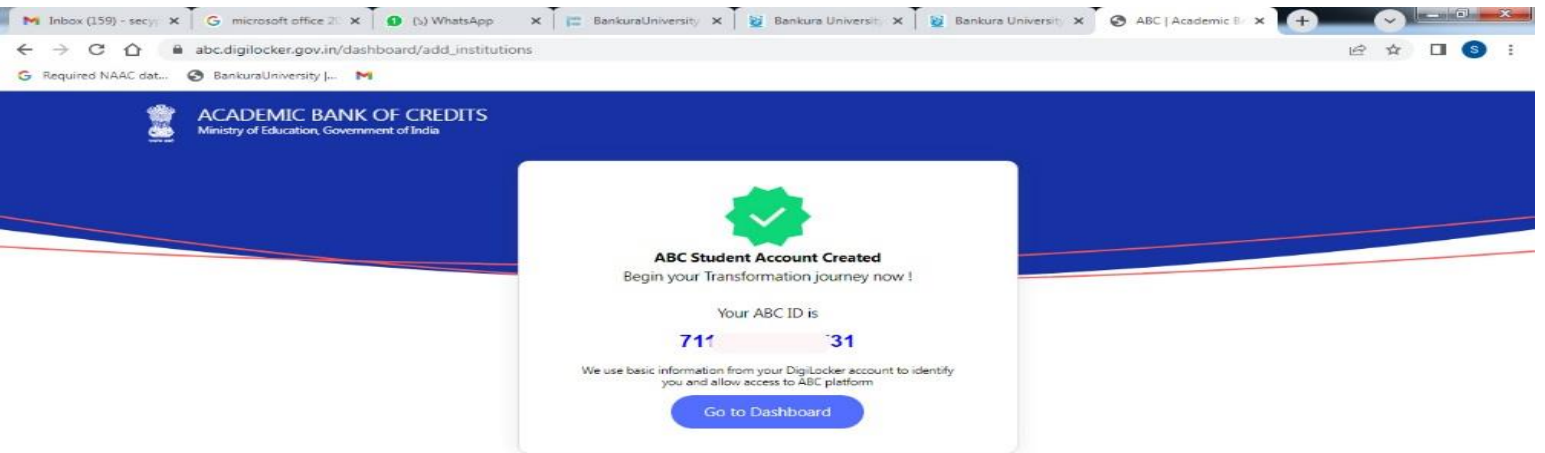


Image - 7

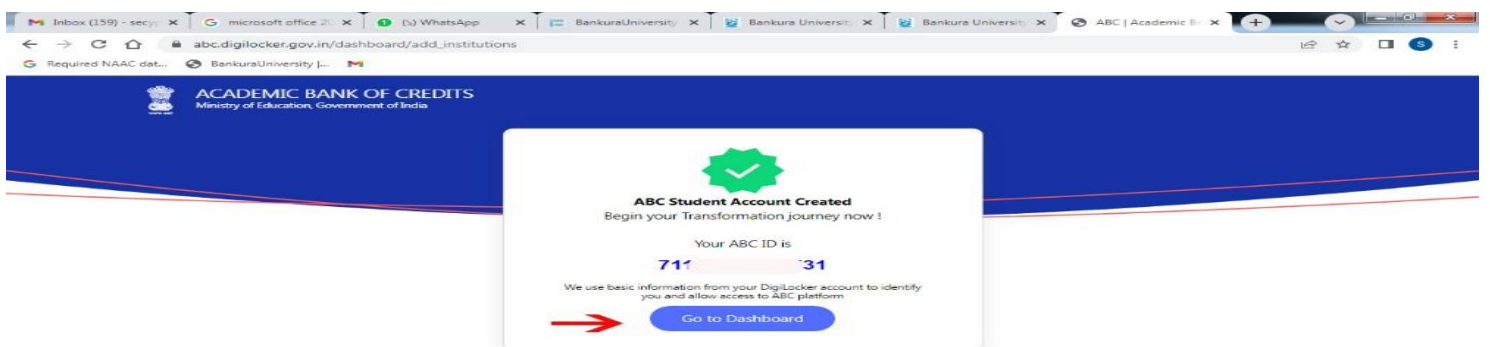


Image - 8

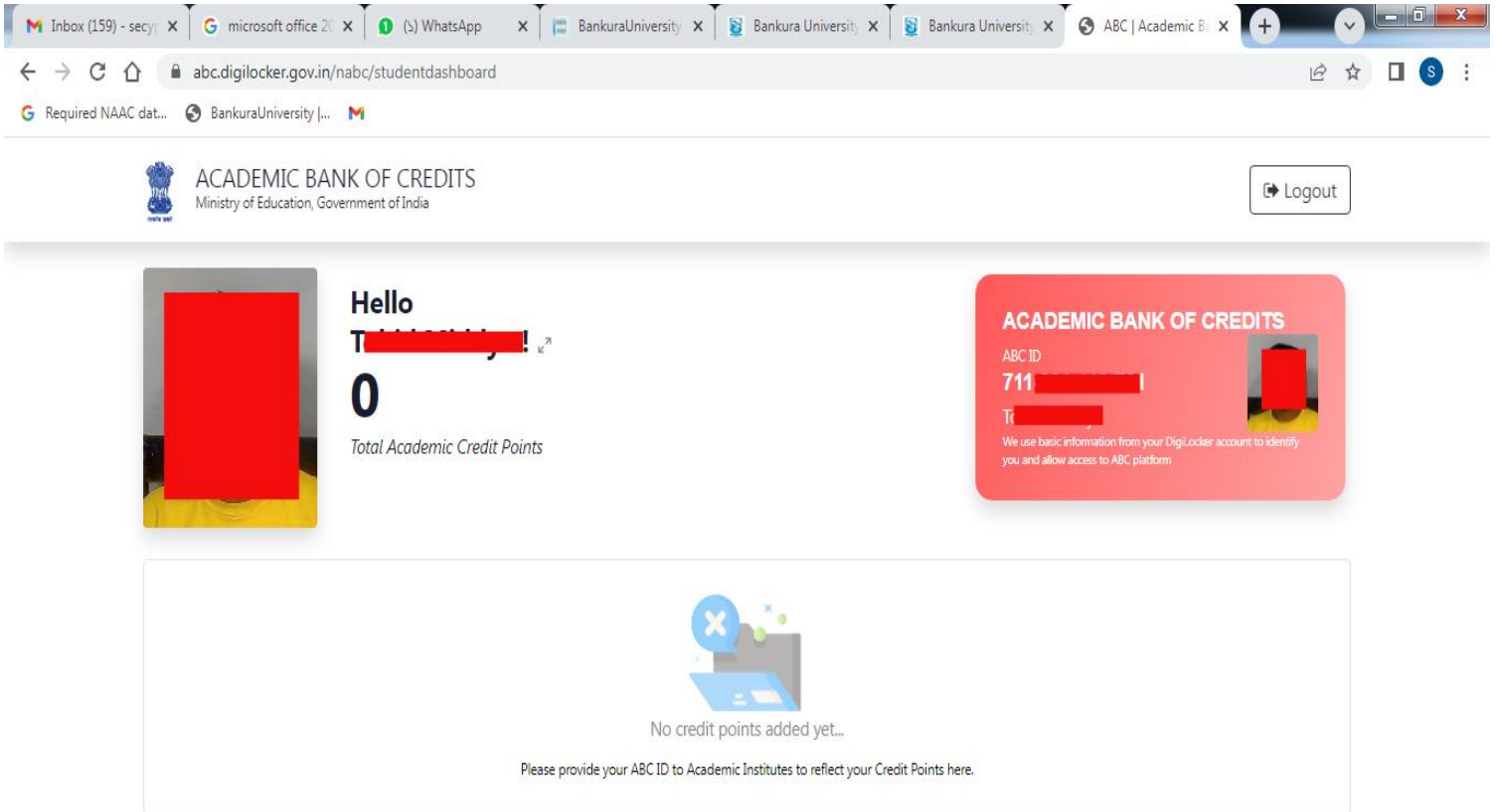


Image - 9

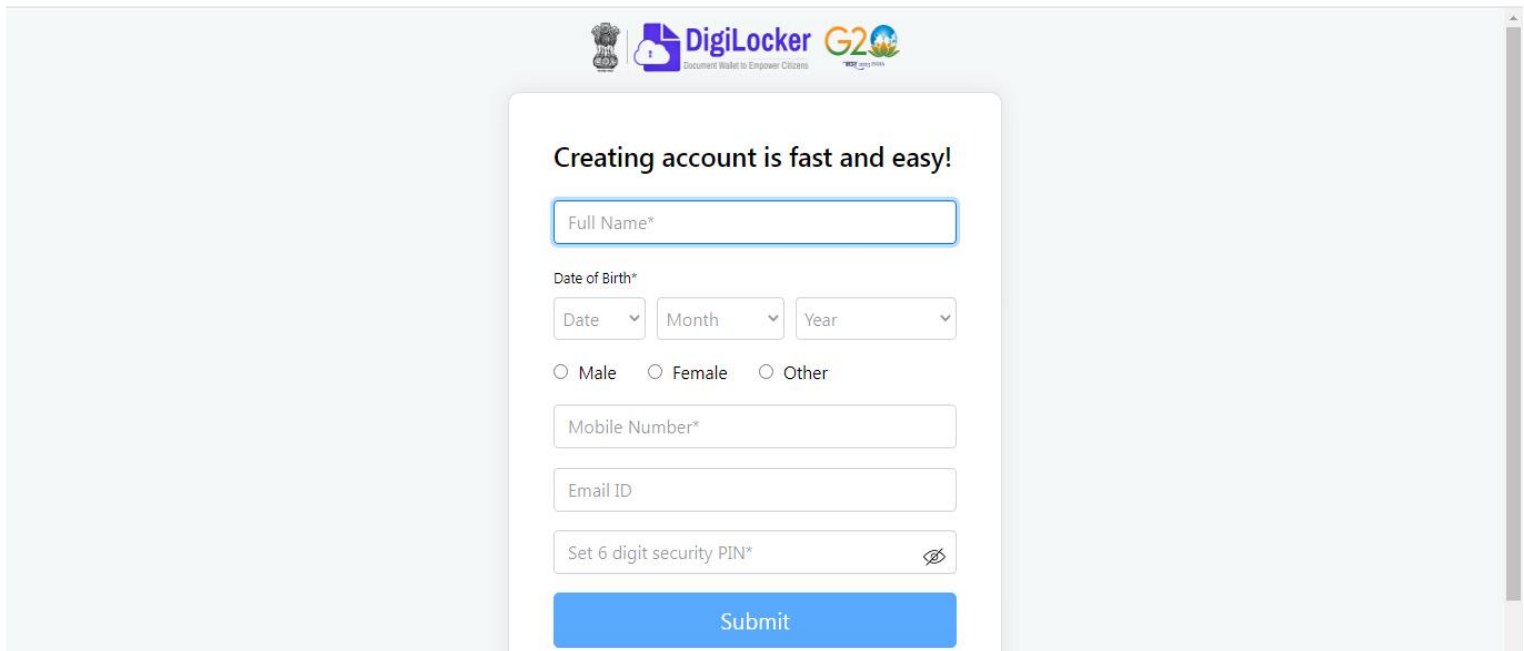


Image - 10

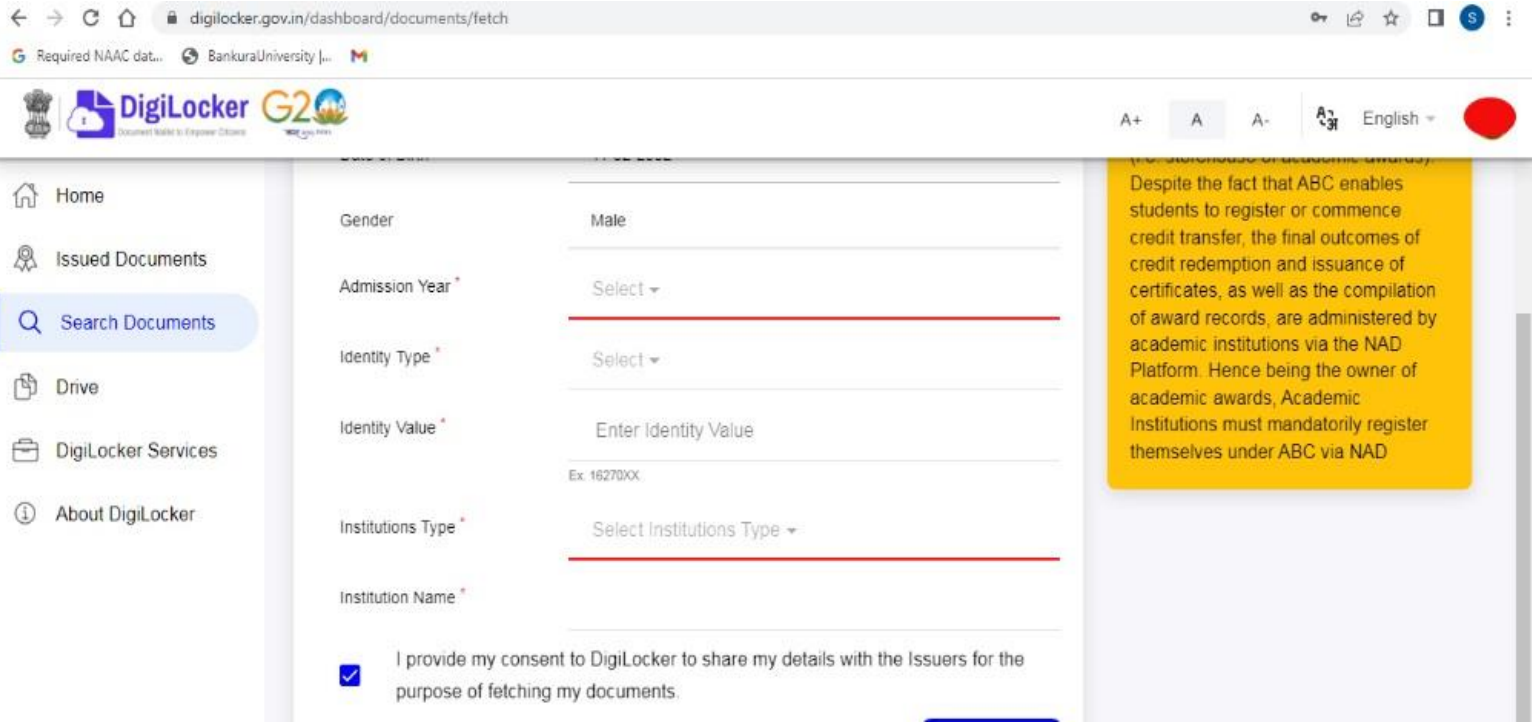


Image - 11

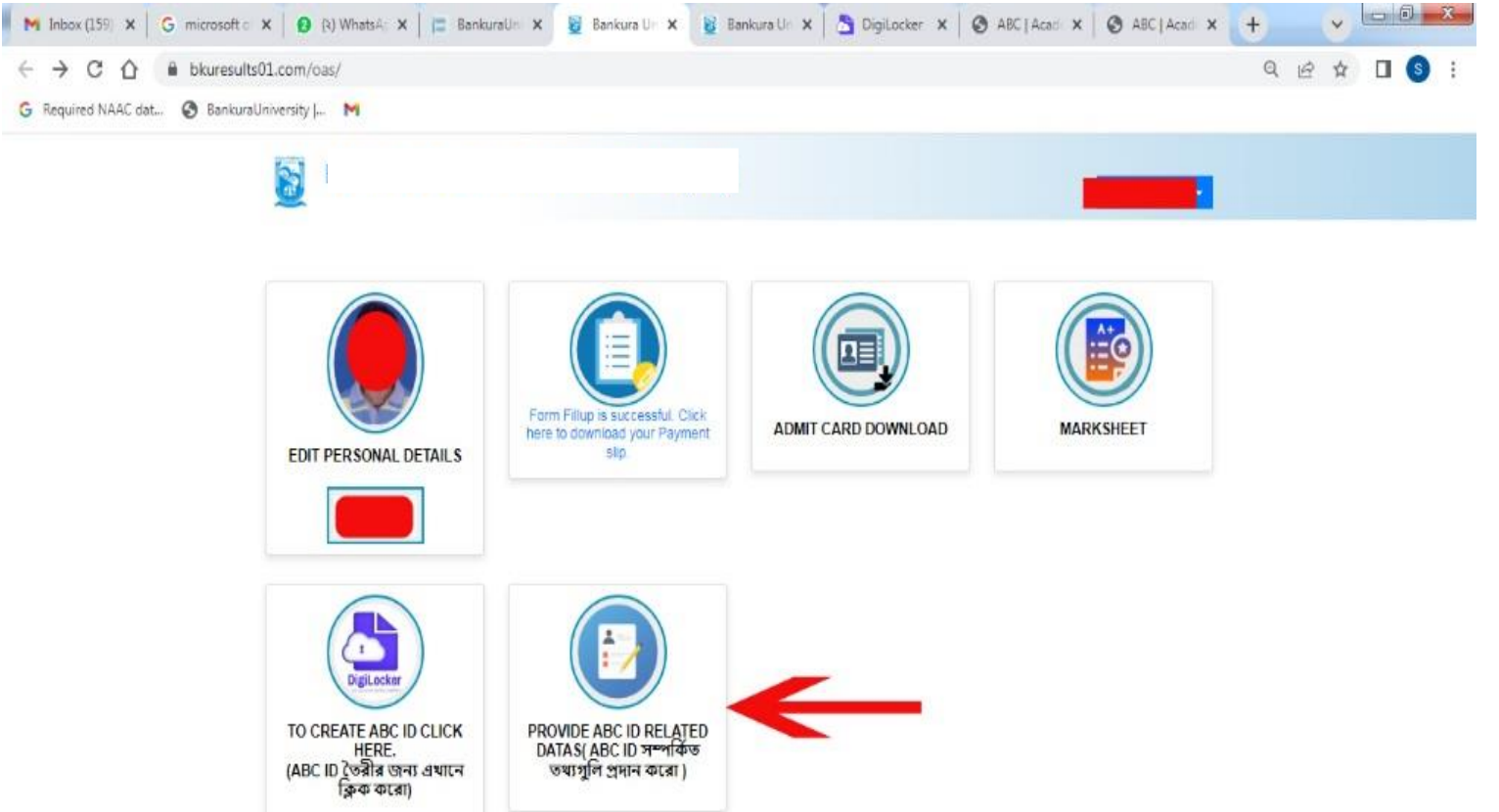


Image - 12

Provide ABC ID Related Data

* Name :	* UID No :	* Registration No :	* College :
* Course :	* Course Type :	* Semester :	* Academic Year :
* Mobile No : কেবলমাত্র আধারের সঠিক সংযুক্ত মোবাইল নম্বরটি প্রদান করুন	* Aadhar No :পঠিক আধার নম্বর প্রদান করুন		* ABC ID :

If you have any confusion regarding noneditable data provided here, then feel free to contact the helpdesk.abc@bankurauniv.ac.in

Submit

Image - 13

Provide ABC ID Related Data

* Name :	* UID No :	* Registration No :	* College :
* Course :	* Course Type :	* Semester :	* Academic Year :
* Mobile No : কেবলমাত্র আধারের সঠিক সংযুক্ত মোবাইল নম্বরটি প্রদান করুন	* Aadhar No :পঠিক আধার নম্বর প্রদান করুন		* ABC ID :

If you have any confusion regarding noneditable data provided here, then feel free to contact the helpdesk.abc@bankurauniv.ac.in

Submit

Image - 14

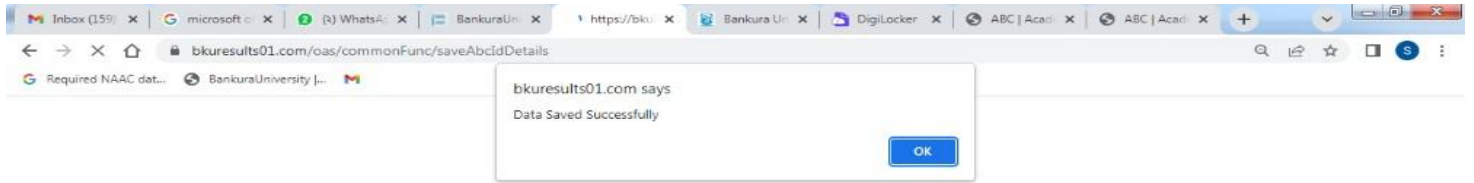


Image - 15

A screenshot of a web form titled 'Provide ABC ID Related Data'. The form contains several input fields with redacted content. The fields are arranged in a grid-like structure. Below the form, there is a note: 'If you have any confusion regarding noneditable data provided here, then feel free to contact the helpdesk.abc@bankurauni.ac.in'. At the bottom, there are two green buttons: 'Data Already Saved' and 'Print'.

Image - 16